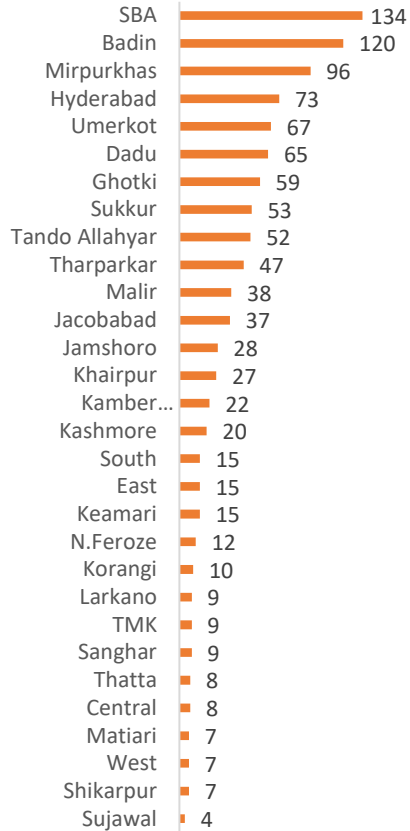
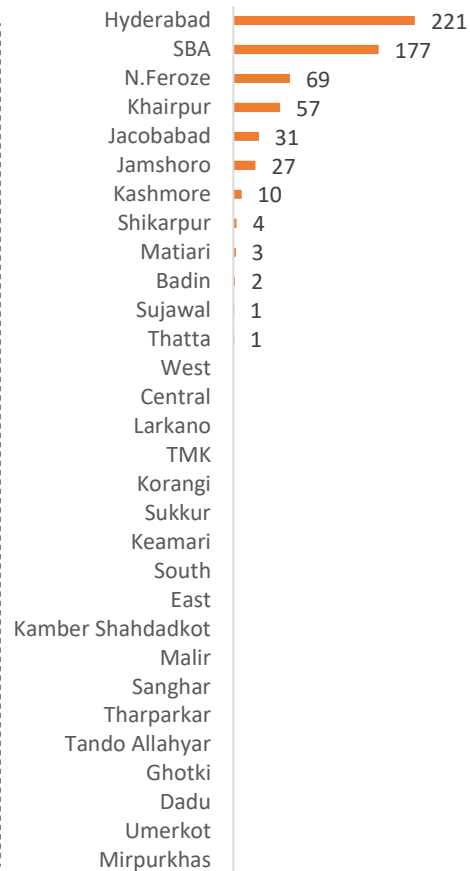


HEATWAVE DAILY SITUATION REPORT (Period Covered 1500 hrs 28-04-2026 - 1500 hrs 13-05-2026)

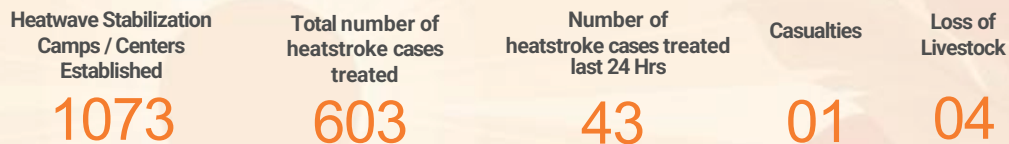
District wise Camps established



District wise Heatstroke Cases Treated



Key Figures



Heat Stabilization Camps / Centers Established Across Sindh by the Government of Sindh



Number of Centers / Camps Established in Divisions.

DIVISION	KARACHI	HYDERABAD	SUKKUR	SHAHEED BENAZIR ABAD	LARKANA	MIRPUR KHAS
Camps by Govt	108	366	139	155	95	210

Heat Stroke Report (Period Covered 1500 hrs 28-04-2026 - 1500 hrs 13-05-2026)

S.No	Division	District	Number of Centers / Camps Established	Number of Patients Admitted				Number of Patients Treated/discharged				Number of Patients Under treatment				Casualty (if any)				Loss of Livestock				
				Male	Female	Children	Total	Male	Female	Children	Total	Male	Female	Children	Total	Male	Female	Children	Total	Goats	Buffalo/ Cow	Camel	Other Animals	Total
1	Karachi	Central	8	-	-	-	-	-	-	-	-	-	-	-	-	-	-	-	-	-	-	-	-	-
2		East	15	-	-	-	-	-	-	-	-	-	-	-	-	-	-	-	-	-	-	-	-	-
3		Korangi	10	-	-	-	-	-	-	-	-	-	-	-	-	-	-	-	-	-	-	-	-	-
4		Keamari	15	-	-	-	-	-	-	-	-	-	-	-	-	-	-	-	-	-	-	-	-	-
5		Malir	38	-	-	-	-	-	-	-	-	-	-	-	-	-	-	-	-	-	-	-	-	-
6		South	15	-	-	-	-	-	-	-	-	-	-	-	-	-	-	-	-	-	-	-	-	-
7		West	7	-	-	-	-	-	-	-	-	-	-	-	-	-	-	-	-	-	-	-	-	-
Sub Total			108	-	-	-	-	-	-	-	-	-	-	-	-	-	-	-	-	-	-	-	-	-
8	Hyderabad	Badin	120	2	-	-	2	2	-	-	2	-	-	-	-	-	-	-	-	-	-	-	-	-
9		Dadu	65	-	-	-	-	-	-	-	-	-	-	-	-	-	-	-	-	-	-	-	-	-
10		Hyderabad	73	108	57	57	222	107	57	57	221	-	-	-	-	1	-	-	1	3	-	-	-	3
11		Jamshoro	28	13	8	6	27	13	8	6	27	-	-	-	-	-	-	-	-	-	-	-	-	-
12		Matiari	7	3	-	-	3	3	-	-	3	-	-	-	-	-	-	-	-	-	-	-	-	-
13		Sujawal	4	1	-	-	1	1	-	-	1	-	-	-	-	-	-	-	-	-	-	-	-	-
14		Tando Allahyar	52	-	-	-	-	-	-	-	-	-	-	-	-	-	-	-	-	-	-	-	-	-
15		Tando Muhammad Khan	9	-	-	-	-	-	-	-	-	-	-	-	-	-	-	-	-	-	-	-	-	-
16	Thatta	8	-	1	-	1	-	1	-	1	-	-	-	-	-	-	-	-	-	-	-	-	-	
Sub Total			366	127	66	63	256	126	66	63	255	-	-	-	-	1	-	-	1	3	-	-	-	3
17	Sukkur	Ghotki	59	-	-	-	-	-	-	-	-	-	-	-	-	-	-	-	-	-	-	-	-	-
18		Khairpur	27	25	22	10	57	25	22	10	57	-	-	-	-	-	-	-	-	-	-	-	-	-
19		Sukkur	53	-	-	-	-	-	-	-	-	-	-	-	-	-	-	-	-	-	-	-	-	-
Sub Total			139	25	22	10	57	25	22	10	57	-	-	-	-	-	-	-	-	-	-	-	-	-
20	SBA	N.Feroze	12	50	19	-	69	50	19	-	69	-	-	-	-	-	-	-	-	-	-	-	-	-
21		Sanghar	9	-	-	-	-	-	-	-	-	-	-	-	-	-	-	-	-	1	-	-	-	1
22		Shaheed Benazirabad	134	98	77	2	177	98	77	2	177	-	-	-	-	-	-	-	-	-	-	-	-	-
Sub Total			155	148	96	2	246	148	96	2	246	-	-	-	-	-	-	-	-	1	-	-	-	1
23	Larkana	Jacobabad	37	31	-	-	31	31	-	-	31	-	-	-	-	-	-	-	-	-	-	-	-	-
24		Kamber Shahdadkot	22	-	-	-	-	-	-	-	-	-	-	-	-	-	-	-	-	-	-	-	-	-
25		Kashmore	20	6	4	-	10	6	4	-	10	-	-	-	-	-	-	-	-	-	-	-	-	-
26		Larkano	9	-	-	-	-	-	-	-	-	-	-	-	-	-	-	-	-	-	-	-	-	-
27		Shikarpur	7	3	1	-	4	3	1	-	4	-	-	-	-	-	-	-	-	-	-	-	-	-
Sub Total			95	40	5	-	45	40	5	-	45	-	-	-	-	-	-	-	-	-	-	-	-	-
28	Mirpurkhas	Mirpurkhas	96	-	-	-	-	-	-	-	-	-	-	-	-	-	-	-	-	-	-	-	-	-
29		Tharparkar	47	-	-	-	-	-	-	-	-	-	-	-	-	-	-	-	-	-	-	-	-	-
30		Umerkot	67	-	-	-	-	-	-	-	-	-	-	-	-	-	-	-	-	-	-	-	-	-
Sub Total			210	-	-	-	-	-	-	-	-	-	-	-	-	-	-	-	-	-	-	-	-	-
Total			1,073	340	189	75	604	339	189	75	603	-	-	-	-	1	-	-	1	4	-	-	-	4